




### USA Rails 1, 2, 3 & 4 & Canadian Thunder

Filming trains in North America was a dream come true – and to do it not once but three times was the penultimate. Two trips to the USA and one to Canada resulted in this North American series.

**USA 1** covers action from Kansas City MO, Fullerton CA, San Diego CA and Benson AZ. **No 2** covers Washington DC, Alexandria VA and Benson AZ – all new footage. **No 3** covers Kansas City MO and Saint Joseph MO. **No 4** is highlights of the first three – all the fast stuff.

**Canadian Thunder** covers action either side of Walker Yard, Edmonton – all great stuff.

Even after 6 years since filming these, I still enjoy watching them – good memories, great trains !



### Cab Ride Series – 1, 2 & 3

It's all very well chasing trains and filming them as they go hurtling by, but what's it like in the real world ?


My Cab Ride Series shows what it's like from an engineers perspective – all in real time.

**No 1** covers Feilding to Waitotara via Marton and Wanganui.

**No 2** covers Palmerston North to Woodville via Ashhurst and the Manawatu Gorge.

**No 3** covers Woodville to Takapau. No 2 & 3 include rearwards facing shots.

Cab Rides – no grey areas here, you either love 'em or you hate 'em.



### Through the Gorge & across the Bay



Hawkes Bay – a scenic wonderland for railfans – rolling hills and immense viaducts. This one covers all the action from Napier all the way to Palmerston North.

www.ejvideos.com  
www.youtube.com/ejvideos07

### Thunder on the 'Y'

This one comes highly recommended from the editor of NZ Rail Fan Magazine. He's picky, and if he likes it, then I don't need to go into any more detail.

Covers Xmas rail action over 2010/2011 on the Wairarapa Line from Woodville to Featherston. Beautiful. Something I'm really proud of.



### Riding with Ja 1271

I was asked to film Steam Inc's Excursions over the 2010/2011 summer season, "and I want people in it".

I was quite surprised what I came up with. It's got a bit of everything, and music features quite a bit, but not obtrusively.

If you like steam, then you'll love this. Enjoy.




EJ Videos is an amateur video venture by Erin Johnson of Feilding, New Zealand.

I started filming trains in 2001, and my first production **Auckland City Rails** was released on VHS and given as a gift to like minded friends who shared my interest. Ten years and 26 productions later, the EJ Videos name is developing a strong following both here and in Australia, with the UK slowly following.

Most EJ Videos products are distributed nationwide to large retail outlets, and all products are available on line from Train Pictures in Australia.

The DVD's sell from as little as \$7.50 and postage is free throughout New Zealand. Older productions were filmed in Standard Vision (4:3) with newer productions now filmed in Widescreen (16:9) in crystal clear High Definition, with some titles now available in Blu-ray format.

You can keep up to date with what I'm up to via my website, my Youtube and my facebook pages.







**Auckland City Rails 1, 2 & 3**

ACR 1 is the first ever production from EJ Videos and features trackside rail action from South Auckland to the City as well as lots of shunting at Westfield Yard.  
 ACR 2 features trackside rail action along the North Auckland Line from Henderson to Helensville and 20 minutes of close up steam action.  
 ACR 3 features more rail action along the North Auckland Line, the Metroport Terminal, the Orakei Basin, the Auckland City Port and shunting at Wellsford.

**Matamata to the Mount 2009 Edition**

This program is the original 2001 edition re-edited and expanded to include shots from Kinleith, more shots from Kaimai, and all new shots along the Bay of Plenty from Te Puke to Kawerau.



**Waiouru Wanderings**

Trackside rail action from Taihape to Tangiwai.

**Waikato Hotshots**

Rail action from Hamilton, the Glenbrook Steel Mill, the Huntly coal mines and rounding off with high speed trackside shots from various locations in the Franklin district.

**Ruapehu Rails**

Ruapehu Rails covers rail action on the North Island Main Trunk Railway between the towns of Ohakune in the south, and Te Kuiti in the north. Areas covered include Horopito, Raurimu, National Park, the Piriaka lookout and Taumarunui.

**Canterbury's Coal Line**

Trackside rail action from Lyttelton to Otira via Addington Station, Templeton, Rolleston, Darfield, Springfield, Cass, and Arthurs Pass.



**Electrics, Diesels & Steam on Parade**

Three great programs where the focus is on what's up front. Diesels covers action from the Wairarapa to Taranaki, Electrics covers action from Feilding to Ohakune and Steam covers the Overlander's Steam Sundays plus an excursion to Woodville of Steam Inc's Ja1271.

**Night Movers**

Filmed at the Marton Junction, Night Movers is exactly as stated – freight trains moving freight by night. The lighting is exceptional.

**Milk Movers**

Milk Movers follows the path of KiwiRails infamous milk trains from Oringi to Whareroa.



**Rangitikei Rails 1, 2, 3 & 4**

When you live there, it'd be rude not to film it !! Actually I started filming No1 when I still lived in Auckland, thankfully I moved south and could finish it off.  
 No1 is diesel & electric action from Feilding to Taihape, No 2 is all steam footage, No 3 covers action from Palmerston North to Marton and includes the Palmerston North Esplanade Scenic Railway, and No 4 is all more recent stuff covering action from Bunnythorpe to Taihape.

For more info:


email: erin.johnson@clear.net.nz

web: www.ejvideos.com

Ph: 06-323 0003


## Volume 12 – Columbia River

This production takes us on a journey from Vancouver to Wishram Washington and beyond to Ritzville and Hinkle Yard Oregon. We kick off at the Amtrak stop in Vancouver Washington, from where we can see the massive swing bridge in operation. Many freights pass through the station as well as regular Amtrak services, including the Talgo Cascade service. We then check out various locations along the river, including many shots from the very scenic Chamberlain lake and its neighbour Rowland lake. The Columbia River is just stunning, and you'll find your attention being dragged away from the trains on many occasion.



## Volume 8 – California Muscle

What you do when you've got a lot of good shots from all over the state that you don't know what to do with – you make a Muscle program, and this is the first of them. California Muscle covers action from San Diego, Los Angeles, Oakland, Pinole, Sacramento and the Stockton diamonds. A good round up of freight and passenger action in rural and urban areas. The variety of locations in this one makes it one of my favourites.




## Volume 13 – Into The Gap

This almost became another Muscle program, however a theme soon developed. Into The Gap covers the Winslow Gap – a substantial dip in the Arizona landscape, Crozier and Kingman Canyons – two very noteworthy gaps and Painted Cliffs, a pass on the Arizona/New Mexico border. Somehow we manage to squeeze in some shots from Winona (Darling), Lupton and Holbrook.



## Volume 9 – Mojave

The vastness of the Mojave desert is mind boggling. The hills provide a stunning backdrop to the multitude of BNSF freights that pass through here. We concentrate on the small settlement of Ludlow California and the immediate surrounding areas. Lots of different angles and lighting conditions, you wouldn't know you're only a few miles down the road from shot to shot.



## Volume 14 – Wyoming Gold

Wyoming is known for it's black diamonds – coal and it's black gold – oil. However there's another product less well known but just as important, as it has one of the largest deposits in the world – Trona. Trona is white/gold in colour and is processed on site at Green River Wyoming into various products, one being soda ash, or sodium carbonate. This powdered substance is shipped off by the train load to all points on the compass, and it's very evident as all the hoppers appear white washed from spillage. We kick off at Green River with a great view of the action from a footbridge across the yard, then it's off north to the Powder River basin to check some coal action.





## Volume 10 – Blue Mountains

North East Oregon's Blue Mountains are a scenic feast and you couldn't possibly cover all the great locations to film trains on one DVD, so in this production we'll cover Kamela, La Grande and Durkee. The variation in scenery is obvious between each location and the trains are long and loud.

## Volume 11 – Montana Muscle

Green scenery to max – with Bozeman Pass, Mullan Pass and the well documented Marias Pass all getting a good look at. The second of the Muscle programs






## Volume 4 – Soldier Summit

Running from Ogden Utah to Grand Junction Colorado the Utah Railway's main line runs through some incredible geographical features. One of these which is well represented in this production is Castle Gate. Described as one of America's lost treasures, Castle Gate, despite having one side removed to realign the highway, still remains an inspiring spectacle with it's spires and bizarre rock formations.

Looking similar to EMD's SD70, the Morrison Knudsen MK5000 locos operated by the Utah Railway get a good showing. This production covers Soldier Summit, Twin Tunnels, Price Canyon, Helper and Castle Gate.


## Volume 5 - Tehachapi

Needing no introduction, Walong California is home to America's most famous railroading landmark – the Tehachapi Loop. With two back to back horseshoes and a spiral (and another two horseshoes to boot), this easily accessible feature is a railfan's dream. The action kicks off at Caliente, however the lure of the loop soon beckons and it isn't long before we're catching the Union Pacific and BNSF trains from all angles. Enjoy the under and over shots.




## Volume 6 – Colorado Steam

Steam fans are well catered for in this 2 disc production. First up is the Cumbres and Toltec Scenic Railway. We're treated to a mixture of close up shots in the depot as well as many scenic and run-by shots as the trains make their way through Colorado and New Mexico. Next up is the San Luis and Rio Grande running their 2-6-0 former SP loco. The noise of that whistle is haunting. Enjoy some good pacing shots.




## Volume 7 – BNSF Funnel

For those in the know, the BNSF Funnel is one hotspot not to be overlooked. The trains are fast, long and of a good variety. We cover some intense action from Sandpoint to Athol Idaho, with the Big Cut just out of Athol being generously represented.



## Railfan Diaries

This is a series of programs filmed by retired NZ Rail Engineer Dave Simpson whilst on his many exploits to North America and edited by myself. Filmed in both Analog Hi8 and Digital MiniDV, the quality is surprisingly good. Each production is roughly 60 minutes or more in length. All productions presented in Standard Vision (4:3).




## Volume 1 – Trams, Trolleys and LRV's

Covers lots of street side action from San Francisco, San Diego, Oakland, Portland, Salt Lake City and Sacramento. Featured are the multitude of Light Rail Vehicles, Cable Car and the infamous MUNI Cars – resplendent in their heritage paint schemes. We take a visit to the Cable Car Museum to see the cable mechanism in action, witness a turn on a turntable at the end of the line, with the program concluding with an extended clip of a ride on a SF Cable Car along Market Street at night.

## Volume 2 - Crawford

In the heart of the Powder River Basin is the small town of Crawford Nebraska. Crawford is the base for a much needed helper service – where additional locos are connected onto the rear of the long and heavy coal trains as they head south towards Alliance. After ascending the landmark of Crawford Hill, the helpers are disconnected at Belmont (which also has a horseshoe curve) and return home awaiting their next assignment. This production covers all the action at Crawford, Crawford Hill and Belmont



## Volume 3 – Thompson & Trinidad

This production covers two areas, which although separated by 1000 miles, share a common theme – stunning Badlands geography.

We kick off at Thompson Utah, where the scenery will just blow you away. Thompson itself is a ghost town, however the train action is intense with the Union Pacific and Amtrak putting on a mighty show. The action then continues at the Trinidad Loops – a series of big curves and horseshoes just out of Trinidad Washington. One can't help be impressed at the amount of earthworks required to complete this line. Both locations are scenic to the max, and with the camera zoomed back, somehow the huge American trains start to look insignificant.